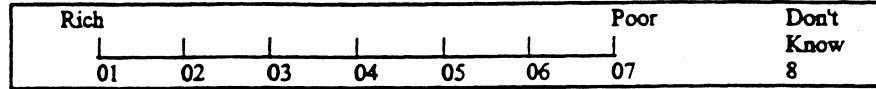


403. Now I have some questions about different groups in our society. I'm going to show you a seven-point scale on which the characteristics of people in a group can be rated. In the first statement a score of 1 means that you think almost all of the people in that group are "rich." A score of 7 means that you think almost everyone in the group are "poor." A score of 4 means you think that the group is not towards one end or another, and of course you may choose any number in between that comes closest to where you think people in the group stand.

HAND  
CARD BR



1. Where would you rate whites in general on this scale?

[VAR: WLTHWHTS]

RESPONSE	PUNCH	YEAR										COL. 1531
		1972-82	1982B	1983-87	1987B	1988-91	1993	1994	1996	1998	2000	
1	1	0	0	0	0	56	0	56	41	71	122	346
2	2	0	0	0	0	84	0	118	61	159	255	677
3	3	0	0	0	0	398	0	375	248	534	670	2,225
4	4	0	0	0	0	693	0	765	485	878	976	3,797
5	5	0	0	0	0	77	0	84	82	121	175	539
6	6	0	0	0	0	5	0	19	10	25	35	94
7	7	0	0	0	0	3	0	6	2	7	8	26
Don't know	8	0	0	0	0	40	0	38	34	66	69	247
No answer	9	0	0	0	0	16	0	13	6	10	21	66
Not applicable	BK	13,626	354	7,542	353	4,535	1,606	1,518	1,935	961	486	32,916

2. Jews:

[VAR: WLTHJEWS]

RESPONSE	PUNCH	YEAR										COL. 1532
		1972-82	1982B	1983-87	1987B	1988-91	1993	1994	1996	1998	2000	
1	1	0	0	0	0	152	0	0	0	0	138	290
2	2	0	0	0	0	336	0	0	0	0	283	619
3	3	0	0	0	0	350	0	0	0	0	325	675
4	4	0	0	0	0	323	0	0	0	0	328	651
5	5	0	0	0	0	68	0	0	0	0	73	141
6	6	0	0	0	0	15	0	0	0	0	33	48
7	7	0	0	0	0	6	0	0	0	0	14	20
Don't know	8	0	0	0	0	105	0	0	0	0	188	293
No answer	9	0	0	0	0	17	0	0	0	0	16	33
Not applicable	BK	13,626	354	7,542	353	4,535	1,606	2,992	2,904	2,832	1,419	38,163

3. Blacks?

[VAR: WLTHBLKS]

RESPONSE	PUNCH	YEAR										COL. 1533
		1972-82	1982B	1983-87	1987B	1988-91	1993	1994	1996	1998	2000	
1	1	0	0	0	0	3	0	5	3	12	7	30
2	2	0	0	0	0	19	0	18	24	37	32	130
3	3	0	0	0	0	40	0	46	60	123	145	414
4	4	0	0	0	0	275	0	298	220	436	593	1,822
5	5	0	0	0	0	491	0	603	363	721	862	3,040
6	6	0	0	0	0	365	0	360	216	402	480	1,823
7	7	0	0	0	0	108	0	92	40	54	112	406
Don't know	8	0	0	0	0	54	0	39	38	77	76	284
No answer	9	0	0	0	0	17	0	13	5	9	24	68
Not applicable	BK	13,626	354	7,542	353	4,535	1,606	1,518	1,935	961	486	32,916

4. Asian Americans?

[VAR: WLTHASNS]

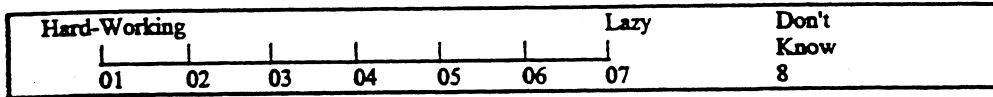
RESPONSE	PUNCH	YEAR										COL. 1534
		1972-82	1982B	1983-87	1987B	1988-91	1993	1994	1996	1998	2000	
1	1	0	0	0	0	17	0	40	0	0	41	98
2	2	0	0	0	0	73	0	95	0	0	143	311
3	3	0	0	0	0	214	0	244	0	0	270	728
4	4	0	0	0	0	437	0	484	0	0	476	1,397
5	5	0	0	0	0	286	0	277	0	0	198	761
6	6	0	0	0	0	143	0	147	0	0	86	376
7	7	0	0	0	0	57	0	42	0	0	24	123
Don't know	8	0	0	0	0	128	0	132	0	0	146	406
No answer	9	0	0	0	0	17	0	13	0	0	14	44
Not applicable	BK	13,626	354	7,542	353	4,535	1,606	1,518	2,904	2,832	1,419	36,689

5. Hispanic Americans?

[VAR: WLTHSPS]

RESPONSE	PUNCH	YEAR										COL.	1535
		1972-82	1982B	1983-87	1987B	1988-91	1993	1994	1996	1998	2000	ALL	
1 . . . . .	1	0	0	0	0	2	0	4	0	0	8	14	
2 . . . . .	2	0	0	0	0	25	0	18	0	0	27	70	
3 . . . . .	3	0	0	0	0	57	0	53	0	0	80	190	
4 . . . . .	4	0	0	0	0	211	0	281	0	0	303	795	
5 . . . . .	5	0	0	0	0	476	0	500	0	0	461	1,437	
6 . . . . .	6	0	0	0	0	359	0	399	0	0	326	1,084	
7 . . . . .	7	0	0	0	0	112	0	102	0	0	75	289	
Don't know	8	0	0	0	0	113	0	104	0	0	104	321	
No answer	9	0	0	0	0	17	0	13	0	0	14	44	
Not applicable	BK	13,626	354	7,542	353	4,535	1,606	1,518	2,904	2,832	1,419	36,689	

B. The second set of characteristics asks if people in the group tend to be hard-working or if they tend to be lazy.



1. Where would you rate whites in general on this scale?

[VAR: WORKWHTS]

RESPONSE	PUNCH	YEAR										COL.	1537
		1972-82	1982B	1983-87	1987B	1988-91	1993	1994	1996	1998	2000	ALL	
1 . . . . .	1	0	0	0	0	122	0	111	42	84	170	529	
2 . . . . .	2	0	0	0	0	239	0	255	105	203	305	1,107	
3 . . . . .	3	0	0	0	0	381	0	381	230	442	548	1,982	
4 . . . . .	4	0	0	0	0	482	0	553	412	843	966	3,256	
5 . . . . .	5	0	0	0	0	57	0	78	108	152	181	576	
6 . . . . .	6	0	0	0	0	16	0	31	21	54	47	169	
7 . . . . .	7	0	0	0	0	6	0	14	8	17	14	59	
Don't know	8	0	0	0	0	44	0	33	36	66	74	253	
No answer	9	0	0	0	0	25	0	18	7	10	26	86	
Not applicable	BK	13,626	354	7,542	353	4,535	1,606	1,518	1,935	961	486	32,916	

2. Jews?

[VAR: WORKJEWS]

RESPONSE	PUNCH	YEAR										COL.	1538
		1972-82	1982B	1983-87	1987B	1988-91	1993	1994	1996	1998	2000	ALL	
1 . . . . .	1	0	0	0	0	219	0	0	0	0	129	348	
2 . . . . .	2	0	0	0	0	322	0	0	0	0	253	575	
3 . . . . .	3	0	0	0	0	344	0	0	0	0	294	638	
4 . . . . .	4	0	0	0	0	298	0	0	0	0	426	724	
5 . . . . .	5	0	0	0	0	35	0	0	0	0	71	106	
6 . . . . .	6	0	0	0	0	26	0	0	0	0	26	52	
7 . . . . .	7	0	0	0	0	8	0	0	0	0	6	14	
Don't know	8	0	0	0	0	94	0	0	0	0	177	271	
No answer	9	0	0	0	0	26	0	0	0	0	16	42	
Not applicable	BK	13,626	354	7,542	353	4,535	1,606	2,992	2,904	2,832	1,419	38,163	

3. DUMAS:

[VAR: WORKBLKS]

RESPONSE	PUNCH	YEAR										COL.	1539
		1972-82	1982B	1983-87	1987B	1988-91	1993	1994	1996	1998	2000	ALL	
1	1	0	0	0	0	45	0	49	21	34	69	218	
2	2	0	0	0	0	55	0	96	49	89	119	408	
3	3	0	0	0	0	166	0	174	96	243	300	979	
4	4	0	0	0	0	460	0	492	424	838	967	3,181	
5	5	0	0	0	0	308	0	317	209	360	459	1,653	
6	6	0	0	0	0	182	0	192	95	163	222	854	
7	7	0	0	0	0	79	0	88	25	54	79	325	
Don't know	8	0	0	0	0	51	0	48	43	79	91	312	
No answer	9	0	0	0	0	26	0	18	7	11	25	87	
Not applicable	BK	13,626	354	7,542	353	4,535	1,606	1,518	1,935	961	486	32,916	

4. Asian Americans?

[VAR: WORKASNS]

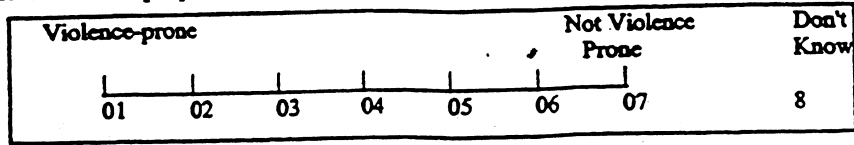
RESPONSE	PUNCH	YEAR										COL.	1540
		1972-82	1982B	1983-87	1987B	1988-91	1993	1994	1996	1998	2000	ALL	
1	1	0	0	0	0	143	0	176	0	0	152	471	
2	2	0	0	0	0	192	0	293	0	0	238	723	
3	3	0	0	0	0	302	0	332	0	0	312	946	
4	4	0	0	0	0	375	0	353	0	0	392	1,120	
5	5	0	0	0	0	132	0	108	0	0	95	335	
6	6	0	0	0	0	52	0	52	0	0	31	135	
7	7	0	0	0	0	24	0	15	0	0	9	48	
Don't know	8	0	0	0	0	126	0	128	0	0	153	407	
No answer	9	0	0	0	0	26	0	17	0	0	16	59	
Not applicable	BK	13,626	354	7,542	353	4,535	1,606	1,518	2,904	2,832	1,419	36,689	

5. Hispanic Americans?

[VAR: WORKHSPS]

RESPONSE	PUNCH	YEAR										COL.	1541
		1972-82	1982B	1983-87	1987B	1988-91	1993	1994	1996	1998	2000	ALL	
1	1	0	0	0	0	53	0	53	0	0	93	199	
2	2	0	0	0	0	73	0	99	0	0	148	320	
3	3	0	0	0	0	210	0	212	0	0	236	658	
4	4	0	0	0	0	449	0	506	0	0	508	1,463	
5	5	0	0	0	0	269	0	296	0	0	181	746	
6	6	0	0	0	0	148	0	121	0	0	71	340	
7	7	0	0	0	0	37	0	54	0	0	25	116	
Don't know	8	0	0	0	0	106	0	115	0	0	120	341	
No answer	9	0	0	0	0	27	0	18	0	0	16	61	
Not applicable	BK	13,626	354	7,542	353	4,535	1,606	1,518	2,904	2,832	1,419	36,689	

C. The next set asks if people in each group tend to be violence prone or if they tend not to be prone to violence?



1. Where would you rate whites in general on this scale?

[VAR: VIOLWHTS]

RESPONSE	PUNCH	YEAR									COL.	
		1972-82	1982B	1983-87	1987B	1988-91	1993	1994	1996	1998	2000	1543 ALL
1	1	0	0	0	0	19	0	0	0	0	49	68
2	2	0	0	0	0	53	0	0	0	0	61	114
3	3	0	0	0	0	170	0	0	0	0	174	344
4	4	0	0	0	0	559	0	0	0	0	636	1,195
5	5	0	0	0	0	215	0	0	0	0	230	445
6	6	0	0	0	0	203	0	0	0	0	136	339
7	7	0	0	0	0	65	0	0	0	0	41	106
Don't know	8	0	0	0	0	62	0	0	0	0	55	117
No answer	9	0	0	0	0	26	0	0	0	0	16	42
Not applicable	BK	13,626	354	7,542	353	4,535	1,606	2,992	2,904	2,832	1,419	38163

2. Jews?

[VAR: VIOLJEWS]

RESPONSE	PUNCH	YEAR									COL.	
		1972-82	1982B	1983-87	1987B	1988-91	1993	1994	1996	1998	2000	1544 ALL
1	1	0	0	0	0	22	0	0	0	0	22	44
2	2	0	0	0	0	48	0	0	0	0	27	75
3	3	0	0	0	0	79	0	0	0	0	95	174
4	4	0	0	0	0	450	0	0	0	0	501	951
5	5	0	0	0	0	224	0	0	0	0	236	460
6	6	0	0	0	0	263	0	0	0	0	230	493
7	7	0	0	0	0	136	0	0	0	0	88	224
Don't know	8	0	0	0	0	123	0	0	0	0	184	307
No answer	9	0	0	0	0	27	0	0	0	0	15	42
Not applicable	BK	13,626	354	7,542	353	4,535	1,606	2,992	2,904	2,832	1,419	38163

3. Blacks?

[VAR: VIOLBLKS]

RESPONSE	PUNCH	YEAR									COL.	
		1972-82	1982B	1983-87	1987B	1988-91	1993	1994	1996	1998	2000	1545 ALL
1	1	0	0	0	0	114	0	0	0	0	84	198
2	2	0	0	0	0	224	0	0	0	0	186	410
3	3	0	0	0	0	339	0	0	0	0	354	693
4	4	0	0	0	0	395	0	0	0	0	497	892
5	5	0	0	0	0	117	0	0	0	0	119	236
6	6	0	0	0	0	68	0	0	0	0	61	129
7	7	0	0	0	0	25	0	0	0	0	24	49
Don't know	8	0	0	0	0	64	0	0	0	0	58	122
No answer	9	0	0	0	0	26	0	0	0	0	15	41
Not applicable	BK	13,626	354	7,542	353	4,535	1,606	2,992	2,904	2,832	1,419	38,163

4. Asian Americans?

[VAR: VIOLASNS]

RESPONSE	PUNCH	YEAR									COL.	
		1972-82	1982B	1983-87	1987B	1988-91	1993	1994	1996	1998	2000	1546 ALL
1	1	0	0	0	0	25	0	0	0	0	26	51
2	2	0	0	0	0	49	0	0	0	0	42	91
3	3	0	0	0	0	180	0	0	0	0	137	317
4	4	0	0	0	0	541	0	0	0	0	565	1,106
5	5	0	0	0	0	214	0	0	0	0	232	446
6	6	0	0	0	0	125	0	0	0	0	145	270
7	7	0	0	0	0	59	0	0	0	0	69	128
Don't know	8	0	0	0	0	153	0	0	0	0	168	321
No answer	9	0	0	0	0	26	0	0	0	0	14	40
Not applicable	BK	13,626	354	7,542	353	4,535	1,606	2,992	2,904	2,832	1,419	38163

5. Hispanic Americans?

[VAR: VIOLHSPS]

RESPONSE	PUNCH	YEAR										COL.	1547
		1972-82	1982B	1983-87	1987B	1988-91	1993	1994	1996	1998	2000		
1	1	0	0	0	0	63	0	0	0	0	49	112	
2	2	0	0	0	0	170	0	0	0	0	118	288	
3	3	0	0	0	0	294	0	0	0	0	303	597	
4	4	0	0	0	0	457	0	0	0	0	553	1,010	
5	5	0	0	0	0	152	0	0	0	0	138	290	
6	6	0	0	0	0	69	0	0	0	0	67	136	
7	7	0	0	0	0	24	0	0	0	0	27	51	
Don't know	8	0	0	0	0	117	0	0	0	0	128	245	
No answer	9	0	0	0	0	26	0	0	0	0	15	41	
Not applicable	BK	13,626	354	7,542	353	4,535	1,606	2,992	2,904	2,832	1,419	38,163	

405. What about having a close relative marry a Jewish person? Would you be very in favor of it happening, somewhat in favor, neither in favor nor opposed to it happening, somewhat opposed, or very opposed to it happening?

A. A Jewish person?

[VAR: MARJEW]

RESPONSE	PUNCH	YEAR										COL.	1574
		1972-82	1982B	1983-87	1987B	1988-91	1993	1994	1996	1998	2000		
Strongly favor	1	0	0	0	0	98	0	0	0	0	245	343	
Favor	2	0	0	0	0	167	0	0	0	0	245	412	
Neither favor nor oppose	3	0	0	0	0	859	0	0	0	0	649	1,508	
Oppose	4	0	0	0	0	154	0	0	0	0	110	264	
Strongly oppose	5	0	0	0	0	68	0	0	0	0	66	134	
Don't know	8	0	0	0	0	16	0	0	0	0	70	86	
No answer	9	0	0	0	0	10	0	0	0	0	13	23	
Not applicable	BK	13,626	354	7,542	353	4,535	1,606	2,992	2,904	2,832	1,419	38,163	

[VAR: MARBLK]

RESPONSE	PUNCH	YEAR										COL.	1575
		1972-82	1982B	1983-87	1987B	1988-91	1993	1994	1996	1998	2000		
Strongly favor	1	0	0	0	0	96	0	0	125	251	413	885	
Favor	2	0	0	0	0	61	0	0	108	198	278	645	
Neither favor nor oppose	3	0	0	0	0	407	0	0	373	738	875	2,393	
Oppose	4	0	0	0	0	342	0	0	152	313	307	1,114	
Strongly oppose	5	0	0	0	0	441	0	0	192	345	402	1,380	
Don't know	8	0	0	0	0	15	0	0	10	15	30	70	
No answer	9	0	0	0	0	10	0	0	9	11	26	56	
Not applicable	BK	13,626	354	7,542	353	4,535	1,606	2,992	1,935	961	486	34,390	

C. An Asian American person?

[VAR: MARASIAN]

RESPONSE	PUNCH	YEAR										COL.	1576
		1972-82	1982B	1983-87	1987B	1988-91	1993	1994	1996	1998	2000		
Strongly favor	1	0	0	0	0	39	0	0	0	0	202	241	
Favor	2	0	0	0	0	90	0	0	0	0	236	326	
Neither favor nor oppose	3	0	0	0	0	632	0	0	0	0	609	1,241	
Oppose	4	0	0	0	0	373	0	0	0	0	159	532	
Strongly oppose	5	0	0	0	0	205	0	0	0	0	115	320	
Don't know	8	0	0	0	0	24	0	0	0	0	62	86	
No answer	9	0	0	0	0	9	0	0	0	0	15	24	
Not applicable	BK	13,626	354	7,542	353	4,535	1,606	2,992	2,904	2,832	1,419	38,163	

D. An Hispanic American person?

[VAR: MARHISP]

RESPONSE	PUNCH	YEAR										COL.	1577
		1972-82	1982B	1983-87	1987B	1988-91	1993	1994	1996	1998	2000		
Strongly favor	1	0	0	0	0	62	0	0	0	0	228	322	
Favor	2	0	0	0	0	94	0	0	0	0	597	1,233	
Neither favor nor oppose	3	0	0	0	0	636	0	0	0	0	158	501	
Oppose	4	0	0	0	0	343	0	0	0	0	111	319	
Strongly oppose	5	0	0	0	0	208	0	0	0	0	47	66	
Don't know	8	0	0	0	0	19	0	0	0	0	14	24	
No answer	9	0	0	0	0	10	0	0	0	0	14	24	
Not applicable	BK	13,626	354	7,542	353	4,535	1,606	2,992	2,904	2,832	1,419	38,163	

G. What about having a close relative marry a white person? Would you be very in favor of it happening, somewhat in favor, neither in favor nor opposed to it happening, somewhat opposed, or very opposed to it happening?

[VAR: MARWHT]

RESPONSE	PUNCH	YEAR										COL.	
		1972-82	1982B	1983-87	1987B	1988-91	1993	1994	1996	1998	2000	ALL	1580
Strongly favor	1	0	0	0	0	84	0	0	0	0	0	698	782
Favor	2	0	0	0	0	237	0	0	0	0	0	154	391
Neither favor nor oppose	3	0	0	0	0	836	0	0	0	0	0	405	1,241
Oppose	4	0	0	0	0	148	0	0	0	0	0	29	177
Strongly oppose	5	0	0	0	0	38	0	0	0	0	0	14	52
Don't know	8	0	0	0	0	19	0	0	0	0	0	12	31
No answer	9	0	0	0	0	10	0	0	0	0	0	86	96
Not applicable	BK	13,626	354	7,542	353	4,535	1,606	2,992	2,904	2,832	1,419	38,163	

527. Do you think the number of immigrants from foreign countries who are permitted to come to the United States to live should be increased a lot, increased a little, left the same as it is now, decreased a little, or decreased a lot?

[VAR: LETIN]

RESPONSE	PUNCH	YEAR										COL.	
		1972-82	1982B	1983-87	1987B	1988-91	1993	1994	1996	1998	2000	ALL	2134
Increased a lot	1	0	0	0	0	0	0	35	0	0	0	50	85
Increased a little	2	0	0	0	0	0	0	53	0	0	0	74	127
Same as now	3	0	0	0	0	0	0	395	0	0	0	612	1,007
Decreased a little	4	0	0	0	0	0	0	407	0	0	0	281	688
Decreased a lot	5	0	0	0	0	0	0	507	0	0	0	301	808
Don't know	8	0	0	0	0	0	0	69	0	0	0	76	145
No answer	9	0	0	0	0	0	0	8	0	0	0	4	12
Not applicable	BK	13,626	354	7,542	353	5,907	1,606	1,518	2,904	2,832	1,419	38,061	

C. Making it harder to keep the country united.

[VAR: IMMUNITE]

RESPONSE	PUNCH	YEAR										COL.	
		1972-82	1982B	1983-87	1987B	1988-91	1993	1994	1996	1998	2000	ALL	2138
Very likely	1	0	0	0	0	0	0	500	0	0	0	268	768
Somewhat likely	2	0	0	0	0	0	0	497	0	0	0	473	970
Not too likely	3	0	0	0	0	0	0	265	0	0	0	454	719
Not at all likely	4	0	0	0	0	0	0	111	0	0	0	134	245
Don't know	8	0	0	0	0	0	0	93	0	0	0	60	153
No answer	9	0	0	0	0	0	0	8	0	0	0	9	17
Not applicable	BK	13,626	354	7,542	353	5,907	1,606	1,518	2,904	2,832	1,419	38,061	

739. A. Can you speak a language other than English?

[VAR: OTHLANG]

RESPONSE	PUNCH	YEAR										COL.	
		1972-82	1982B	1983-87	1987B	1988-91	1993	1994	1996	1998	2000	ALL	3085
Yes	1	0	0	0	0	0	0	0	0	0	0	1031	1031
No (GO TO Q.741)	2	0	0	0	0	0	0	0	0	0	0	0	0
Don't know	8	0	0	0	0	0	0	0	0	0	0	4	4
No answer	9	0	0	0	0	0	0	0	0	0	0	0	0
Not applicable	BK	13,626	354	7,542	353	5,907	1,606	2,992	2,904	2,832	1,419	39,535	

743. How often do you hear languages other than English spoken in the local community where you live?

HAND  
CARD EY

[VAR: LANGCOM]

RESPONSE	PUNCH	YEAR										COL.	3097
		1972-82	1982B	1983-87	1987B	1988-91	1993	1994	1996	1998	2000	ALL	
Never	1	0	0	0	0	0	0	0	0	0	0	380	380
Less than once a week	2	0	0	0	0	0	0	0	0	0	0	251	251
Once a week	3	0	0	0	0	0	0	0	0	0	0	142	142
Several times a week	4	0	0	0	0	0	0	0	0	0	0	251	251
Once a day	5	0	0	0	0	0	0	0	0	0	0	90	90
Several times a day	6	0	0	0	0	0	0	0	0	0	0	258	258
Don't know	8	0	0	0	0	0	0	0	0	0	0	13	13
No answer	9	0	0	0	0	0	0	0	0	0	0	13	13
Not applicable	BK	13,626	354	7,542	353	5,907	1,606	2,992	2,904	2,832	1,419	39,535	

REMARKS: Hand Card EY contained response options 1-6.

IF R IS WORKING (Q.1 EQUALS 1, 2 OR 3), ASK Q.744.  
IF R IS NOT WORKING (Q.1 EQUALS 4, 5, 6, 7 OR 8), ASK Q.745.

744. How often do you hear languages other than English spoken in the place where you work? [READ CATEGORIES]

[VAR: LANGWRK]

RESPONSE	PUNCH	YEAR										COL.	3098
		1972-82	1982B	1983-87	1987B	1988-91	1993	1994	1996	1998	2000	ALL	
Never	1	0	0	0	0	0	0	0	0	0	0	310	310
Once a day	2	0	0	0	0	0	0	0	0	0	0	106	106
Several times a day	3	0	0	0	0	0	0	0	0	0	0	206	206
Less than once a week	4	0	0	0	0	0	0	0	0	0	0	95	95
Once a week	5	0	0	0	0	0	0	0	0	0	0	82	82
Several times a week	6	0	0	0	0	0	0	0	0	0	0	117	117
Don't know	8	0	0	0	0	0	0	0	0	0	0	8	8
No answer	9	0	0	0	0	0	0	0	0	0	0	11	11
Not applicable (Punches 4-8 on Col. 9)	BK	13,626	354	7,542	353	5,907	1,606	2,992	2,904	2,832	1,882	39,998	

745. Do you favor a law making English the official language of the United States, or do you oppose such a law?

[VAR: ENGOFF1]

RESPONSE	PUNCH	YEAR										COL.	3099
		1972-82	1982B	1983-87	1987B	1988-91	1993	1994	1996	1998	2000	ALL	
Favor	1	0	0	0	0	0	0	0	0	0	0	1,013	1,013
Oppose	2	0	0	0	0	0	0	0	0	0	0	294	294
Don't know	8	0	0	0	0	0	0	0	0	0	0	82	82
No answer	9	0	0	0	0	0	0	0	0	0	0	9	9
Not applicable	BK	13,626	354	7,542	353	5,907	1,606	2,992	2,904	2,832	1,419	39,998	

746. Now please tell us whether you strongly agree, agree, disagree or strongly disagree with each of these statements:

HAND  
CARD  
EZ

A. Children in the U.S. should learn a second language fluently before they finish high school.

[VAR: TWOLANG]

RESPONSE	PUNCH	YEAR										COL.	3100
		1972-82	1982B	1983-87	1987B	1988-91	1993	1994	1996	1998	2000	ALL	
Strongly Agree	1	0	0	0	0	0	0	0	0	0	0	362	362
Agree	2	0	0	0	0	0	0	0	0	0	0	665	665
Disagree	3	0	0	0	0	0	0	0	0	0	0	298	298
Strongly Disagree	4	0	0	0	0	0	0	0	0	0	0	42	42
Don't know	8	0	0	0	0	0	0	0	0	0	0	27	27
No answer	9	0	0	0	0	0	0	0	0	0	0	4	4
Not applicable	BK	13,626	354	7,542	353	5,907	1,606	2,992	2,904	2,832	1,419	39,535	

B. Bilingual education programs should be eliminated in American public schools.

[VAR: NOBILING]

RESPONSE	PUNCH	YEAR										COL.	3101		
		1972-82	1982B	1983-87	1987B	1988-91	1993	1994	1996	1998	2000				
Strongly Agree	1	0	0	0	0	0	0	0	0	0	0	0	0	80	80
Agree	2	0	0	0	0	0	0	0	0	0	0	0	0	218	218
Disagree	3	0	0	0	0	0	0	0	0	0	0	0	0	665	665
Strongly Disagree	4	0	0	0	0	0	0	0	0	0	0	0	0	380	380
Don't know	8	0	0	0	0	0	0	0	0	0	0	0	0	50	50
No answer	9	0	0	0	0	0	0	0	0	0	0	0	0	5	5
Not applicable	BK	13,626	354	7,542	353	5,907	1,606	2,992	2,904	2,832	1,419	39,535			

E. English will be threatened if other languages are frequently used in large immigrant communities in the U.S.

[VAR: ENGTHTN]

RESPONSE	PUNCH	YEAR										COL.	3104	
		1972-82	1982B	1983-87	1987B	1988-91	1993	1994	1996	1998	2000			
Strongly Agree	1	0	0	0	0	0	0	0	0	0	0	0	120	120
Agree	2	0	0	0	0	0	0	0	0	0	0	0	318	318
Disagree	3	0	0	0	0	0	0	0	0	0	0	0	692	692
Strongly Disagree	4	0	0	0	0	0	0	0	0	0	0	0	217	217
Don't know	8	0	0	0	0	0	0	0	0	0	0	0	46	46
No answer	9	0	0	0	0	0	0	0	0	0	0	0	5	5
Not applicable	BK	13,626	354	7,542	353	5,907	1,606	2,992	2,904	2,832	1,419	39,535		

747. What about the number of immigrants from Latin America (that is, Spanish-speaking countries of the Americas)—should it be increased a lot, increased a little, left the same as it is now, decreased a little, or decreased a lot?

[VAR: LETINHSP]

RESPONSE	PUNCH	YEAR										COL.	3106	
		1972-82	1982B	1983-87	1987B	1988-91	1993	1994	1996	1998	2000			
Increased a lot	1	0	0	0	0	0	0	0	0	0	0	0	41	41
Increased a little	2	0	0	0	0	0	0	0	0	0	0	0	77	77
Left the same as it is now	3	0	0	0	0	0	0	0	0	0	0	0	615	615
Decreased a little	4	0	0	0	0	0	0	0	0	0	0	0	279	279
Decreased a lot	5	0	0	0	0	0	0	0	0	0	0	0	303	303
Don't know	8	0	0	0	0	0	0	0	0	0	0	0	78	78
No answer	9	0	0	0	0	0	0	0	0	0	0	0	5	5
Not applicable	BK	13,626	354	7,542	353	5,907	1,606	2,992	2,904	2,832	1,419	39,535		

748. What about the number of immigrants from Asia? (Should it be increased a lot, increased a little, left the same as it is now, decreased a little, or decreased a lot?)

[VAR: LETINASN]

RESPONSE	PUNCH	YEAR										COL.	3107	
		1972-82	1982B	1983-87	1987B	1988-91	1993	1994	1996	1998	2000			
Increased a lot	1	0	0	0	0	0	0	0	0	0	0	0	36	36
Increased a little	2	0	0	0	0	0	0	0	0	0	0	0	79	79
Left the same as it is now	3	0	0	0	0	0	0	0	0	0	0	0	626	626
Decreased a little	4	0	0	0	0	0	0	0	0	0	0	0	259	259
Decreased a lot	5	0	0	0	0	0	0	0	0	0	0	0	299	299
Don't know	8	0	0	0	0	0	0	0	0	0	0	0	95	95
No answer	9	0	0	0	0	0	0	0	0	0	0	0	4	4
Not applicable	BK	13,626	354	7,542	353	5,907	1,606	2,992	2,904	2,832	1,419	39,535		

749. What about the number of immigrants from Europe? (should it be increased a lot, increased a little, left the same as it is now, decreased a little, or decreased a lot?)

[VAR: LETINEUR]

RESPONSE	PUNCH	YEAR										COL.	3108	
		1972-82	1982B	1983-87	1987B	1988-91	1993	1994	1996	1998	2000			
Increased a lot	1	0	0	0	0	0	0	0	0	0	0	0	40	40
Increased a little	2	0	0	0	0	0	0	0	0	0	0	0	90	90
Left the same as it is now	3	0	0	0	0	0	0	0	0	0	0	0	717	717
Decreased a little	4	0	0	0	0	0	0	0	0	0	0	0	225	225
Decreased a lot	5	0	0	0	0	0	0	0	0	0	0	0	232	232
Don't know	8	0	0	0	0	0	0	0	0	0	0	0	90	90
No answer	9	0	0	0	0	0	0	0	0	0	0	0	4	4
Not applicable	BK	13,626	354	7,542	353	5,907	1,606	2,992	2,904	2,832	1,419	39,535		



529. What do you think will happen as a result of more immigrants coming to this country? Is each of these possible results very likely, somewhat likely, not too likely, or not at all likely?

A. Higher economic growth.

[VAR: IMMECON]

RESPONSE	PUNCH	YEAR										COL. 2136	
		1972-82	1982B	1983-87	1987B	1988-91	1993	1994	1996	1998	2000	ALL	
Very likely . . . . .	1	0	0	0	0	0	0	124	0	0	155	279	
Somewhat likely . . . . .	2	0	0	0	0	0	0	316	0	0	489	805	
Not too likely . . . . .	3	0	0	0	0	0	0	609	0	0	514	1,123	
Not at all likely . . . . .	4	0	0	0	0	0	0	311	0	0	146	457	
Don't know . . . . .	8	0	0	0	0	0	0	106	0	0	87	193	
No answer . . . . .	9	0	0	0	0	0	0	8	0	0	7	15	
Not applicable . . . . .	BK	13,626	354	7,542	353	5,907	1,606	1,518	2,904	2,832	1419	38061	

750. What do you think will happen as a result of more immigrants coming to this country? Is each of these possible results very likely, somewhat likely, not too likely, or not likely at all?

HAND  
CARD  
FA

A. Higher crime rates?

[VAR: IMMCRMUP]

RESPONSE	PUNCH	YEAR										COL. 3110	
		1972-82	1982B	1983-87	1987B	1988-91	1993	1994	1996	1998	2000	ALL	
Very likely . . . . .	1	0	0	0	0	0	0	0	0	0	332	332	
Somewhat likely . . . . .	2	0	0	0	0	0	0	0	0	0	629	629	
Not too likely . . . . .	3	0	0	0	0	0	0	0	0	0	305	305	
Not likely at all . . . . .	4	0	0	0	0	0	0	0	0	0	51	51	
Don't know . . . . .	8	0	0	0	0	0	0	0	0	0	72	72	
No answer . . . . .	9	0	0	0	0	0	0	0	0	0	9	9	
Not applicable . . . . .	BK	13,626	354	7,542	353	5,907	1,606	2,992	2,904	2,832	1,419	39,535	

B. Making the country more open to new ideas and cultures?

[VAR: IMMNEW]

RESPONSE	PUNCH	YEAR										COL. 3111	
		1972-82	1982B	1983-87	1987B	1988-91	1993	1994	1996	1998	2000	ALL	
Very likely . . . . .	1	0	0	0	0	0	0	0	0	0	362	362	
Somewhat likely . . . . .	2	0	0	0	0	0	0	0	0	0	658	658	
Not too likely . . . . .	3	0	0	0	0	0	0	0	0	0	240	240	
Not likely at all . . . . .	4	0	0	0	0	0	0	0	0	0	76	76	
Don't know . . . . .	8	0	0	0	0	0	0	0	0	0	53	53	
No answer . . . . .	9	0	0	0	0	0	0	0	0	0	9	9	
Not applicable . . . . .	BK	13,626	354	7,542	353	5,907	1,606	2,992	2,904	2,832	1,419	39,535	

C. People born in the U.S. losing their jobs?

[VAR: IMMNOJOB]

RESPONSE	PUNCH	YEAR										COL. 3113	
		1972-82	1982B	1983-87	1987B	1988-91	1993	1994	1996	1998	2000	ALL	
Very likely . . . . .	1	0	0	0	0	0	0	0	0	0	351	351	
Somewhat likely . . . . .	2	0	0	0	0	0	0	0	0	0	453	453	
Not too likely . . . . .	3	0	0	0	0	0	0	0	0	0	402	402	
Not likely at all . . . . .	4	0	0	0	0	0	0	0	0	0	135	135	
Don't know . . . . .	8	0	0	0	0	0	0	0	0	0	48	48	
No answer . . . . .	9	0	0	0	0	0	0	0	0	0	9	9	
Not applicable . . . . .	BK	13,626	354	7,542	353	5,907	1,606	2,992	2,904	2,832	1,419	39,535	

REMARKS: Hand card FA contained response options 1-4. See questions 529 A and 529 C for additional questions asked in this module.

769. Not counting e-mail, about how many minutes or hours per week do you use the Web? (Include time you spend visiting regular web sites and time spent using interactive Internet services like chat rooms, Usenet groups, discussion forums, bulletin boards, and the like.)

A. Hours per week?

[VAR: WWHR]

RESPONSE	PUNCH	YEAR									COL. 3220-3222		
		1972-82	1982B	1983-87	1987B	1988-91	1993	1994	1996	1998	2000	ALL	
Zero Hours	0	0	0	0	0	0	0	0	0	0	0	202	202
1	1	0	0	0	0	0	0	0	0	0	0	143	143
2	2	0	0	0	0	0	0	0	0	0	0	75	75
3	3	0	0	0	0	0	0	0	0	0	0	60	60
4	4	0	0	0	0	0	0	0	0	0	0	94	94
5-9	5-9	0	0	0	0	0	0	0	0	0	0	179	179
10-997	10-997	0	0	0	0	0	0	0	0	0	0	1	1
Don't know	998	0	0	0	0	0	0	0	0	0	0	55	55
No answer	999	0	0	0	0	0	0	0	0	0	0		
Not applicable (Punch 2 on Cols. 3325, 3326, and 3231)	BK	13,626	354	7,542	353	5,907	1,606	2,992	2,904	2,832	1,763	39,879	

798. Of these \_\_\_\_\_ friends and relatives, about how many do you stay in contact with by:

HAND  
CARD  
FI

A. Seeing them socially, face-to-face?

[VAR: INPERSON]

RESPONSE	PUNCH	YEAR									COL. 3415-3416		
		1972-82	1982B	1983-87	1987B	1988-91	1993	1994	1996	1998	2000	ALL	
0 people	1	0	0	0	0	0	0	0	0	0	0	63	63
1-2	2	0	0	0	0	0	0	0	0	0	0	139	139
3-5	3	0	0	0	0	0	0	0	0	0	0	213	213
6-10	4	0	0	0	0	0	0	0	0	0	0	192	192
11-15	5	0	0	0	0	0	0	0	0	0	0	83	83
16-25	6	0	0	0	0	0	0	0	0	0	0	96	96
26-50	7	0	0	0	0	0	0	0	0	0	0	76	76
50 +	8	0	0	0	0	0	0	0	0	0	0	44	44
Don't know	98	0	0	0	0	0	0	0	0	0	0	4	4
No Answer	99	0	0	0	0	0	0	0	0	0	0	23	23
Not applicable	BK	13,626	354	7,542	353	5,907	1,606	2,992	2,904	2,832	1,884	40,000	

B. Talking with them on the telephone?

[VAR: BYPHONE]

RESPONSE	PUNCH	YEAR									COL. 3417-3418		
		1972-82	1982B	1983-87	1987B	1988-91	1993	1994	1996	1998	2000	ALL	
0	1	0	0	0	0	0	0	0	0	0	0	38	38
1-2	2	0	0	0	0	0	0	0	0	0	0	95	95
3-5	3	0	0	0	0	0	0	0	0	0	0	236	236
6-10	4	0	0	0	0	0	0	0	0	0	0	227	227
11-15	5	0	0	0	0	0	0	0	0	0	0	102	102
16-25	6	0	0	0	0	0	0	0	0	0	0	116	116
26-50	7	0	0	0	0	0	0	0	0	0	0	63	63
50 +	8	0	0	0	0	0	0	0	0	0	0	33	33
Don't know	98	0	0	0	0	0	0	0	0	0	0	1	1
No Answer	99	0	0	0	0	0	0	0	0	0	0	22	22
Not applicable	BK	13,626	354	7,542	353	5,907	1,606	2,992	2,904	2,832	1,884	40,000	

C. Exchanging cards or letters through U.S. postal mail?

[VAR: LETTERS]

RESPONSE	PUNCH	YEAR									COL. 3419-3420		
		1972-82	1982B	1983-87	1987B	1988-91	1993	1994	1996	1998	2000	ALL	
0	1	0	0	0	0	0	0	0	0	0	0	227	227
1-2	2	0	0	0	0	0	0	0	0	0	0	155	155
3-5	3	0	0	0	0	0	0	0	0	0	0	186	186
6-10	4	0	0	0	0	0	0	0	0	0	0	137	137
11-15	5	0	0	0	0	0	0	0	0	0	0	44	44
16-25	6	0	0	0	0	0	0	0	0	0	0	64	64
26-50	7	0	0	0	0	0	0	0	0	0	0	48	48
50 +	8	0	0	0	0	0	0	0	0	0	0	45	45
Don't know	98	0	0	0	0	0	0	0	0	0	0	1	1
No Answer	99	0	0	0	0	0	0	0	0	0	0	26	26
Not applicable	BK	13,626	354	7,542	353	5,907	1,606	2,992	2,904	2,832	1,884	40,000	

E. Communicating through electronic mail?

[VAR: BYEMAIL]

RESPONSE	PUNCH	YEAR									COL. 3423-3424	
		1972-82	1982B	1983-87	1987B	1988-91	1993	1994	1996	1998	2000	ALL
0 . . . . .	1	0	0	0	0	0	0	0	0	0	533	533
1-2 . . . . .	2	0	0	0	0	0	0	0	0	0	76	76
3-5 . . . . .	3	0	0	0	0	0	0	0	0	0	84	84
6-10 . . . . .	4	0	0	0	0	0	0	0	0	0	84	84
11-15 . . . . .	5	0	0	0	0	0	0	0	0	0	42	42
16-25 . . . . .	6	0	0	0	0	0	0	0	0	0	44	44
26-50 . . . . .	7	0	0	0	0	0	0	0	0	0	22	22
50 + . . . . .	8	0	0	0	0	0	0	0	0	0	18	18
Don't Know . . . . .	98	0	0	0	0	0	0	0	0	0	1	1
No Answer . . . . .	99	0	0	0	0	0	0	0	0	0	29	29
Not applicable . . . . .	BK	13,626	354	7,542	353	5,907	1,606	2,992	2,904	2,832	1,884	40,000

REMARKS: Hand Card FI contained response options 1-8.

799. A. Do you have one or more computers at your home? [INTERVIEWER: INCLUDE LAPTOPS THAT R CAN USE AT WORK OR HOME]

[VAR: COMPHOME]

RESPONSE	PUNCH	YEAR									COL. 3425	
		1972-82	1982B	1983-87	1987B	1988-91	1993	1994	1996	1998	2000	ALL
Yes . . . . .	1	0	0	0	0	0	0	0	0	0	391	391
No . . . . . (GO TO Q. 802A)	2	0	0	0	0	0	0	0	0	0	109	109
No answer . . . . .	9	0	0	0	0	0	0	0	0	0	23	23
Not applicable (Punch 2 on Cols. 3225 and 3226) . . . . .	BK	13,626	354	7,542	353	5,907	1,606	2,992	2,904	2,832	2,294	40,410

812. How clean was the interior of the housing unit?

[VAR: HUCLEAN]

RESPONSE	PUNCH	YEAR									COL. 3554	
		1972-82	1982B	1983-87	1987B	1988-91	1993	1994	1996	1998	2000	ALL
Very clean . . . . .	1	0	0	0	0	0	0	0	0	0	1,169	1,169
Clean . . . . .	2	0	0	0	0	0	0	0	0	0	733	733
So-so . . . . .	3	0	0	0	0	0	0	0	0	0	330	330
Not very clean . . . . .	4	0	0	0	0	0	0	0	0	0	108	108
Dirty . . . . .	5	0	0	0	0	0	0	0	0	0	70	70
Don't know . . . . .	8	0	0	0	0	0	0	0	0	0	346	346
No answer . . . . .	9	0	0	0	0	0	0	0	0	0	61	61
Not applicable . . . . .	BK	13,626	354	7,542	353	5,907	1,606	2,992	2,904	2,832	407	38,116

815. How much freedom do you think Americans have today? Would you say they have complete freedom, a great deal of freedom, a moderate degree of freedom, not much freedom, or no freedom at all?

[VAR: HOWFREE]

RESPONSE	PUNCH	YEAR										COL. 3548		
		1972-82	1982B	1983-87	1987B	1988-91	1993	1994	1996	1998	2000	ALL	ALL	
Almost all of the time . . . . .	1	0	0	0	0	0	0	0	0	0	0	0	145	145
Most of the time . . . . .	2	0	0	0	0	0	0	0	0	0	0	0	833	833
About half of the time . . . . .	3	0	0	0	0	0	0	0	0	0	0	0	364	364
Some of the time . . . . .	4	0	0	0	0	0	0	0	0	0	0	0	49	49
Hardly any of the time . . . . .	5	0	0	0	0	0	0	0	0	0	0	0	4	4
Don't know . . . . .	8	0	0	0	0	0	0	0	0	0	0	0	9	9
No answer . . . . .	9	0	0	0	0	0	0	0	0	0	0	0	15	15
Not applicable . . . . .	BK	13,626	354	7,542	353	5,907	1,606	2,992	2,904	2,832	1,398	39,514		

816. And about you yourself? Would you say right now that you have complete freedom, a great deal of freedom, a moderate degree of freedom, not much freedom, or no freedom at all?

[VAR: RHOWFREE]

RESPONSE	PUNCH	YEAR										COL. 3571		
		1972-82	1982B	1983-87	1987B	1988-91	1993	1994	1996	1998	2000	ALL	ALL	
Almost all of the time . . . . .	1	0	0	0	0	0	0	0	0	0	0	0	238	238
Most of the time . . . . .	2	0	0	0	0	0	0	0	0	0	0	0	769	769
About half of the time . . . . .	3	0	0	0	0	0	0	0	0	0	0	0	333	333
Some of the time . . . . .	4	0	0	0	0	0	0	0	0	0	0	0	53	53
Hardly any of the time . . . . .	5	0	0	0	0	0	0	0	0	0	0	0	5	5
Don't know . . . . .	8	0	0	0	0	0	0	0	0	0	0	0	7	7
No answer . . . . .	9	0	0	0	0	0	0	0	0	0	0	0	14	14
Not applicable . . . . .	BK	13,626	354	7,542	353	5,907	1,606	2,992	2,904	2,832	1,398	39,514		

817. Do you think Americans today have more freedom, less freedom, or about the same amount of freedom as in the past?

[VAR: FREENOW]

RESPONSE	PUNCH	YEAR										COL. 3572		
		1972-82	1982B	1983-87	1987B	1988-91	1993	1994	1996	1998	2000	ALL	ALL	
More freedom . . . . .	1	0	0	0	0	0	0	0	0	0	0	0	585	585
About the same amount of freedom . . . . .	2	0	0	0	0	0	0	0	0	0	0	0	536	536
Less freedom . . . . .	3	0	0	0	0	0	0	0	0	0	0	0	262	262
Don't know . . . . .	8	0	0	0	0	0	0	0	0	0	0	0	18	18
No answer . . . . .	9	0	0	0	0	0	0	0	0	0	0	0	18	18
Not applicable . . . . .	BK	13,626	354	7,542	353	5,907	1,606	2,992	2,904	2,832	1,398	39,514		

818. And how about you? Do you personally feel that you now have more freedom, less freedom, or about the same amount of freedom as you had in the past?

[VAR: RFREENOW]

RESPONSE	PUNCH	YEAR										COL. 3573		
		1972-82	1982B	1983-87	1987B	1988-91	1993	1994	1996	1998	2000	ALL	ALL	
More freedom . . . . .	1	0	0	0	0	0	0	0	0	0	0	0	549	549
About the same amount of freedom . . . . .	2	0	0	0	0	0	0	0	0	0	0	0	657	657
Less freedom . . . . .	3	0	0	0	0	0	0	0	0	0	0	0	190	190
Don't know . . . . .	8	0	0	0	0	0	0	0	0	0	0	0	10	10
No answer . . . . .	9	0	0	0	0	0	0	0	0	0	0	0	13	13
Not applicable . . . . .	BK	13,626	354	7,542	353	5,907	1,606	2,992	2,904	2,832	1,398	39,514		

819. On the whole, are you very satisfied, fairly satisfied, not very satisfied, or not at all satisfied with the way democracy works in the United States?

[VAR: SATDEMOC]

RESPONSE	PUNCH	YEAR										COL.	3575
		1972-82	1982B	1983-87	1987B	1988-91	1993	1994	1996	1998	2000	ALL	
Very satisfied	1	0	0	0	0	0	0	0	0	0	235	235	
Fairly satisfied	2	0	0	0	0	0	0	0	0	0	854	854	
Not very satisfied	3	0	0	0	0	0	0	0	0	0	201	201	
Not at all satisfied	4	0	0	0	0	0	0	0	0	0	79	79	
Don't know	8	0	0	0	0	0	0	0	0	0	36	36	
No answer	9	0	0	0	0	0	0	0	0	0	14	14	
Not applicable	BK	13,626	354	7,542	353	5,907	1,606	2,992	2,904	2,832	1,398	39,514	

820. I'm going to read you several statements about freedom. Each one may say something true and important about freedom, but I'd like to know how important each statement is to you. Is it one of the most important things about freedom, extremely important, very important, somewhat important, or not too important?

A. Freedom is being left alone to do what I want.

[VAR: LEFTLONE]

RESPONSE	PUNCH	YEAR										COL.	3576
		1972-82	1982B	1983-87	1987B	1988-91	1993	1994	1996	1998	2000	ALL	
One of the most important things	1	0	0	0	0	0	0	0	0	0	372	372	
Extremely important	2	0	0	0	0	0	0	0	0	0	317	317	
Very important	3	0	0	0	0	0	0	0	0	0	388	388	
Moderately important	4	0	0	0	0	0	0	0	0	0	207	207	
Somewhat important	5	0	0	0	0	0	0	0	0	0	59	59	
Not too important	6	0	0	0	0	0	0	0	0	0	39	39	
Don't know	8	0	0	0	0	0	0	0	0	0	16	16	
No answer	9	0	0	0	0	0	0	0	0	0	21	21	
Not applicable	BK	13,626	354	7,542	353	5,907	1,606	2,992	2,904	2,832	1,398	39,514	

B. Freedom is having a government that doesn't spy on me or interfere in my life.

[VAR: NOGOVT]

RESPONSE	PUNCH	YEAR										COL.	3577
		1972-82	1982B	1983-87	1987B	1988-91	1993	1994	1996	1998	2000	ALL	
One of the most important things	1	0	0	0	0	0	0	0	0	0	412	412	
Extremely important	2	0	0	0	0	0	0	0	0	0	356	356	
Very important	3	0	0	0	0	0	0	0	0	0	447	447	
Moderately important	4	0	0	0	0	0	0	0	0	0	113	113	
Somewhat important	5	0	0	0	0	0	0	0	0	0	33	33	
Not too important	6	0	0	0	0	0	0	0	0	0	22	22	
Don't know	8	0	0	0	0	0	0	0	0	0	13	13	
No answer	9	0	0	0	0	0	0	0	0	0	23	23	
Not applicable	BK	13,626	354	7,542	353	5,907	1,606	2,992	2,904	2,832	1,398	39,514	

D. Freedom is having the right to participate in politics and elections.

[VAR: PARTPOL]

RESPONSE	PUNCH	YEAR										COL.	3579
		1972-82	1982B	1983-87	1987B	1988-91	1993	1994	1996	1998	2000	ALL	
One of the most important things	1	0	0	0	0	0	0	0	0	0	501	501	
Extremely important	2	0	0	0	0	0	0	0	0	0	371	371	
Very important	3	0	0	0	0	0	0	0	0	0	357	357	
Moderately important	4	0	0	0	0	0	0	0	0	0	91	91	
Somewhat important	5	0	0	0	0	0	0	0	0	0	30	30	
Not too important	6	0	0	0	0	0	0	0	0	0	34	34	
Don't know	8	0	0	0	0	0	0	0	0	0	13	13	
No answer	9	0	0	0	0	0	0	0	0	0	22	22	
Not applicable	BK	13,626	354	7,542	353	5,907	1,606	2,992	2,904	2,832	1,398	39,514	

[VAR: EXPUNPOP]

RESPONSE	PUNCH	YEAR										COL. 3581	
		1972-82	1982B	1983-87	1987B	1988-91	1993	1994	1996	1998	2000	ALL	
One of the most important things . . . . . 1		0	0	0	0	0	0	0	0	0	552	552	
Extremely important . . . . . 2		0	0	0	0	0	0	0	0	0	401	401	
Very important . . . . . 3		0	0	0	0	0	0	0	0	0	326	326	
Moderately important . . . . . 4		0	0	0	0	0	0	0	0	0	71	71	
Somewhat important . . . . . 5		0	0	0	0	0	0	0	0	0	15	15	
Not too important . . . . . 6		0	0	0	0	0	0	0	0	0	17	17	
Don't know . . . . . 8		0	0	0	0	0	0	0	0	0	14	14	
No answer . . . . . 9		0	0	0	0	0	0	0	0	0	23	23	
Not applicable . . . . . BK		13,626	354	7,542	353	5,907	1,606	2,992	2,904	2,832	1,398	39,514	

821. Many people think it is important to have complete freedom of the press and news media in the United States. Others think that the press too often invades the privacy of public figures—like Senators or members of Congress by printing stories that contain personal details about their private lives. Which of the three statements on this card comes closest to your feelings about balancing freedom of the press and the right to privacy? READ STATEMENTS 1-3 ONLY. CIRCLE ONLY ONE CODE.

HAND  
CARD  
FK

[VAR: FREEPRSS]

RESPONSE	PUNCH	YEAR										COL. 3582	
		1972-82	1982B	1983-87	1987B	1988-91	1993	1994	1996	1998	2000	ALL	
There should be complete freedom of the press, even if the press sometimes invades the privacy of public figures . . . . . 1		0	0	0	0	0	0	0	0	0	292	292	
The press should develop a code of ethics to keep it from invading the privacy of public figures . . . . . 2		0	0	0	0	0	0	0	0	0	879	879	
The government should keep the press from printing stories that invade the privacy of public figures . . . . . 3		0	0	0	0	0	0	0	0	0	200	200	
Don't know . . . . . 8		0	0	0	0	0	0	0	0	0	31	31	
No answer . . . . . 9		0	0	0	0	0	0	0	0	0	17	17	
Not applicable . . . . . BK		13,626	354	7,542	353	5,907	1,606	2,992	2,904	2,832	1,398	39,514	

REMARKS: Hand Card FK contained response options 1-3.

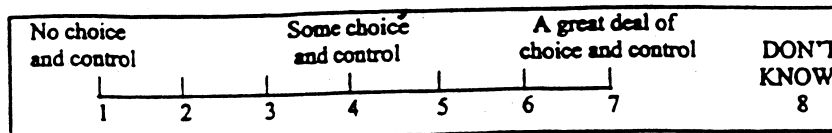
822. Please tell me whether you strongly agree, agree, neither agree nor disagree, or strongly disagree with the following statement: In a free society, it is all right if a few people accumulate a lot of wealth and property while many others live in poverty.

[VAR: WLTHPOV]

RESPONSE	PUNCH	YEAR										COL. 3583	
		1972-82	1982B	1983-87	1987B	1988-91	1993	1994	1996	1998	2000	ALL	
Strongly agree . . . . . 1		0	0	0	0	0	0	0	0	0	114	114	
Agree . . . . . 2		0	0	0	0	0	0	0	0	0	410	410	
Neither agree nor disagree . . . . . 3		0	0	0	0	0	0	0	0	0	264	264	
Disagree . . . . . 4		0	0	0	0	0	0	0	0	0	370	370	
Strongly disagree . . . . . 5		0	0	0	0	0	0	0	0	0	208	208	
Don't know . . . . . 8		0	0	0	0	0	0	0	0	0	37	37	
No answer . . . . . 9		0	0	0	0	0	0	0	0	0	16	16	
Not applicable . . . . . BK		13,626	354	7,542	353	5,907	1,606	2,992	2,904	2,832	1,398	39,514	

823. Some people feel they have completely free choice and control over the way their lives turn out, and other people feel that what they themselves do has no real effect on what happens to them. Please use this scale to indicate how much freedom of choice and control you feel you have over the way your life turns out.

HAND  
CARD  
FL



[VAR: CNTRLIFE]

RESPONSE	PUNCH	YEAR									COL.	3584
		1972-82	1982B	1983-87	1987B	1988-91	1993	1994	1996	1998		
No choice and control . . . . . 1		0	0	0	0	0	0	0	0	0	9	9
2 . . . . . 2		0	0	0	0	0	0	0	0	0	19	19
3 . . . . . 3		0	0	0	0	0	0	0	0	0	35	35
Some choice and control . . . . . 4		0	0	0	0	0	0	0	0	0	289	289
5 . . . . . 5		0	0	0	0	0	0	0	0	0	201	201
6 . . . . . 6		0	0	0	0	0	0	0	0	0	384	384
A great deal of choice and control . . . . . 7		0	0	0	0	0	0	0	0	0	448	448
Don't know . . . . . 8		0	0	0	0	0	0	0	0	0	19	19
No answer . . . . . 9		0	0	0	0	0	0	0	0	0	15	15
Not applicable . . . . . BK		13,626	354	7,542	353	5,907	1,606	2,992	2,904	2,832	1,398	39,514

REMARKS: Hand Card FL contained response options 1-7.

905. Do you agree or disagree.

A. Differences in income in America are too large.

[VAR: INCGAP]

RESPONSE	PUNCH	YEAR									COL.	4125
		1972-82	1982B	1983-87	1987B	1988-91	1993	1994	1996	1998		
Strongly agree . . . . . 1		0	0	183	61	0	0	0	464	0	297	1005
Agree . . . . . 2		0	0	530	106	0	0	0	467	0	489	1592
Neither agree nor disagree . . . . . 3		0	0	276	48	0	0	0	178	0	255	757
Disagree . . . . . 4		0	0	200	40	0	0	0	169	0	109	518
Strongly disagree . . . . . 5		0	0	41	5	0	0	0	117	0	38	201
Can't choose . . . . . 8		0	0	36	14	0	0	0	41	0	37	128
No answer . . . . . 9		0	0	19	5	0	0	0	8	0	47	79
Not applicable . . . . . BK		13626	354	6257	74	5907	1606	2992	1460	2832	1545	36653

B. It is the responsibility of the government to reduce the differences in income between people with high incomes and those with low incomes.

[VAR: GOVEQINC]

RESPONSE	PUNCH	YEAR									COL.	4126
		1972-82	1982B	1983-87	1987B	1988-91	1993	1994	1996	1998		
Strongly agree . . . . . 1		0	0	83	43	0	0	0	0	0	236	362
Agree . . . . . 2		0	0	268	92	0	0	0	0	0	562	922
Neither agree nor disagree . . . . . 3		0	0	296	51	0	0	0	0	0	592	939
Disagree . . . . . 4		0	0	423	67	0	0	0	0	0	595	1085
Strongly disagree . . . . . 5		0	0	154	7	0	0	0	0	0	350	511
Can't choose . . . . . 8		0	0	37	12	0	0	0	0	0	77	126
No answer . . . . . 9		0	0	24	7	0	0	0	0	0	136	167
Not applicable . . . . . BK		13626	354	6257	74	5907	1606	2992	2904	2832	269	36821

907. Do you think that people with high incomes should pay a larger share of their income in taxes than those with low incomes, the same share, or a smaller share . . .

[VAR: TAXSHARE]

RESPONSE	PUNCH	YEAR									COL.	4135
		1972-82	1982B	1983-87	1987B	1988-91	1993	1994	1996	1998		
Much larger share . . . . . 1		0	0	265	82	0	0	0	0	0	502	1150
Larger . . . . . 2		0	0	546	102	0	0	0	0	0	384	812
The same share . . . . . 3		0	0	368	60	0	0	0	0	0	16	40
Smaller . . . . . 4		0	0	19	5	0	0	0	0	0	11	18
Much smaller share . . . . . 5		0	0	6	1	0	0	0	0	0	49	137
Can't choose . . . . . 8		0	0	66	22	0	0	0	0	0	50	72
No answer . . . . . 9		0	0	15	7	0	0	0	0	0	1545	38097
Not applicable . . . . . BK		13626	354	6257	74	5907	1606	2992	2904	2832	1545	38097

908. In all countries, there are differences or conflicts between different social groups. In your opinion, in America, how much conflict is there between . . .

A. Poor people and rich people?

[VAR: CONWLTH]

RESPONSE	PUNCH	YEAR									COL.		
		1972-82	1982B	1983-87	1987B	1988-91	1993	1994	1996	1998	2000	4136 ALL	
Very strong conflicts . . . . . 1		0	0	189	81	0	0	0	0	0	0	157	427
Strong conflicts . . . . . 2		0	0	551	106	0	0	0	0	0	0	472	1129
Not very strong conflicts . . . 3		0	0	414	54	0	0	0	0	0	0	425	893
There are no conflicts . . . . 4		0	0	42	12	0	0	0	0	0	0	33	87
Can't choose . . . . . 8		0	0	60	15	0	0	0	0	0	0	72	147
No answer . . . . . 9		0	0	29	11	0	0	0	0	0	0	113	153
Not applicable . . . . . BK		13626	354	6257	74	5907	1606	2992	2904	2832	1545	38097	

G. Young people and older people?

[VAR: CONAGE]

RESPONSE	PUNCH	YEAR									COL.	
		1972-82	1982B	1983-87	1987B	1988-91	1993	1994	1996	1998	2000	4142 ALL
Very strong conflicts . . . . . 1		0	0	0	0	0	0	0	0	0	118	118
Strong conflicts . . . . . 2		0	0	0	0	0	0	0	0	0	359	359
Not very strong conflicts . . . 3		0	0	0	0	0	0	0	0	0	551	551
There are no conflicts . . . . 4		0	0	0	0	0	0	0	0	0	79	79
Can't choose . . . . . 8		0	0	0	0	0	0	0	0	0	51	51
No answer . . . . . 9		0	0	0	0	0	0	0	0	0	114	114
Not applicable . . . . . BK		13626	354	7542	353	5907	1606	2992	2904	2832	1545	39661

913. Do you agree or disagree:

A. In America people get rewarded for their effort.

[VAR: REWRDEFF]

RESPONSE	PUNCH	YEAR									COL.	
		1972-82	1982B	1983-87	1987B	1988-91	1993	1994	1996	1998	2000	4153 ALL
Strongly agree . . . . . 1		0	0	0	0	0	0	0	0	0	136	136
Agree . . . . . 2		0	0	0	0	0	0	0	0	0	636	636
Neither agree nor disagree . . 3		0	0	0	0	0	0	0	0	0	278	278
Disagree . . . . . 4		0	0	0	0	0	0	0	0	0	117	117
Strongly disagree . . . . . 5		0	0	0	0	0	0	0	0	0	26	26
Can't choose . . . . . 8		0	0	0	0	0	0	0	0	0	24	24
No answer . . . . . 9		0	0	0	0	0	0	0	0	0	55	55
Not applicable . . . . . BK		13626	354	7542	353	5907	1606	2992	2904	2832	1545	39661

B. In American people get rewarded for their intelligence and skills.

[VAR: REWRDINT]

RESPONSE	PUNCH	YEAR									COL.	
		1972-82	1982B	1983-87	1987B	1988-91	1993	1994	1996	1998	2000	4154 ALL
Strongly agree . . . . . 1		0	0	0	0	0	0	0	0	0	187	187
Agree . . . . . 2		0	0	0	0	0	0	0	0	0	696	696
Neither agree nor disagree . . 3		0	0	0	0	0	0	0	0	0	208	208
Disagree . . . . . 4		0	0	0	0	0	0	0	0	0	90	90
Strongly disagree . . . . . 5		0	0	0	0	0	0	0	0	0	17	17
Can't choose . . . . . 8		0	0	0	0	0	0	0	0	0	21	21
No answer . . . . . 9		0	0	0	0	0	0	0	0	0	53	53
Not applicable . . . . . BK		13626	354	7542	353	5907	1606	2992	2904	2832	1545	39661



915. Turning to international differences, do you agree or disagree:

A. Present economic differences between rich and poor countries are too large.

[VAR: LDCGAP]

RESPONSE	PUNCH	YEAR									COL.	4157
		1972-82	1982B	1983-87	1987B	1988-91	1993	1994	1996	1998	2000	ALL
Strongly agree	1	0	0	0	0	0	0	0	0	0	237	237
Agree	2	0	0	0	0	0	0	0	0	0	511	511
Neither agree nor disagree	3	0	0	0	0	0	0	0	0	0	314	314
Disagree	4	0	0	0	0	0	0	0	0	0	69	69
Strongly disagree	5	0	0	0	0	0	0	0	0	0	14	14
Can't choose	8	0	0	0	0	0	0	0	0	0	78	78
No answer	9	0	0	0	0	0	0	0	0	0	49	49
Not applicable	BK	13626	354	7542	353	5907	1606	2992	2904	2832	1545	39661

B. People in wealthy countries should make an additional tax contribution to help people in poor countries.

[VAR: LDCTAX]

RESPONSE	PUNCH	YEAR									COL.	4158
		1972-82	1982B	1983-87	1987B	1988-91	1993	1994	1996	1998	2000	ALL
Strongly agree	1	0	0	0	0	0	0	0	0	0	139	139
Agree	2	0	0	0	0	0	0	0	0	0	287	287
Neither agree nor disagree	3	0	0	0	0	0	0	0	0	0	307	307
Disagree	4	0	0	0	0	0	0	0	0	0	295	295
Strongly disagree	5	0	0	0	0	0	0	0	0	0	140	140
Can't choose	8	0	0	0	0	0	0	0	0	0	55	55
No answer	9	0	0	0	0	0	0	0	0	0	49	49
Not applicable	BK	13626	354	7542	353	5907	1606	2992	2904	2832	1545	39661

916. Is it just or unjust - right or wrong - that people with higher incomes can:

A. Buy better health care than people with lower incomes

[VAR: RICHHLTH]

RESPONSE	PUNCH	YEAR									COL.	4159
		1972-82	1982B	1983-87	1987B	1988-91	1993	1994	1996	1998	2000	ALL
Very just, definitely right	1	0	0	0	0	0	0	0	0	0	165	165
Somewhat just, right	2	0	0	0	0	0	0	0	0	0	170	170
Neither just nor unjust	3	0	0	0	0	0	0	0	0	0	264	264
mixed feelings	4	0	0	0	0	0	0	0	0	0	249	249
Somewhat unjust, wrong	5	0	0	0	0	0	0	0	0	0	340	340
Very unjust, definitely wrong	8	0	0	0	0	0	0	0	0	0	35	35
Can't choose	9	0	0	0	0	0	0	0	0	0	49	49
No answer	9	0	0	0	0	0	0	0	0	0	49	49
Not applicable	BK	13626	354	7542	353	5907	1606	2992	2904	2832	1545	39661


B. Buy better education for their children than people with lower incomes?

[VAR: RICHEDUC]

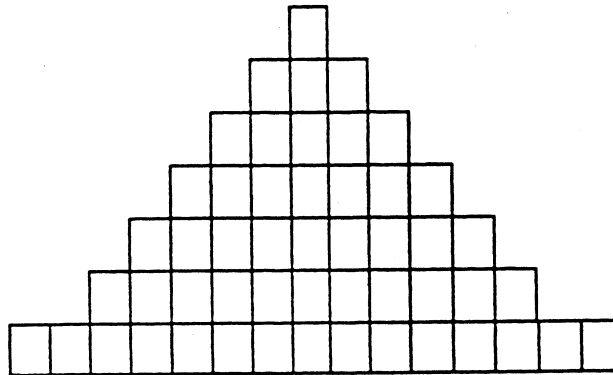
RESPONSE	PUNCH	YEAR									COL.	4160
		1972-82	1982B	1983-87	1987B	1988-91	1993	1994	1996	1998	2000	ALL
Very just, definitely right	1	0	0	0	0	0	0	0	0	0	178	178
Somewhat just, right	2	0	0	0	0	0	0	0	0	0	200	200
Neither just nor unjust	3	0	0	0	0	0	0	0	0	0	242	242
mixed feelings	4	0	0	0	0	0	0	0	0	0	237	237
Somewhat unjust, wrong	5	0	0	0	0	0	0	0	0	0	339	339
Very unjust, definitely wrong	8	0	0	0	0	0	0	0	0	0	26	26
Can't choose	9	0	0	0	0	0	0	0	0	0	50	50
No answer	9	0	0	0	0	0	0	0	0	0	50	50
Not applicable	BK	13626	354	7542	353	5907	1606	2992	2904	2832	1545	39661

919. These five diagrams show different types of society. Please read the descriptions and look at the diagrams and decide which you think best describes America today. . .

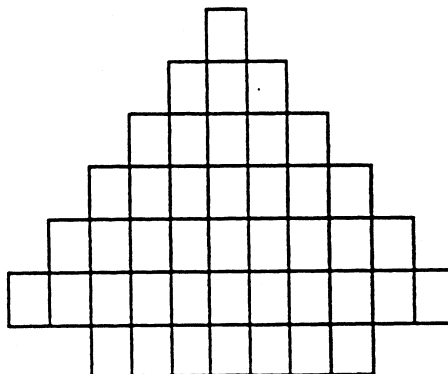
**Type A:** A small elite at the top, very few people in the middle and the great mass of people at the bottom.



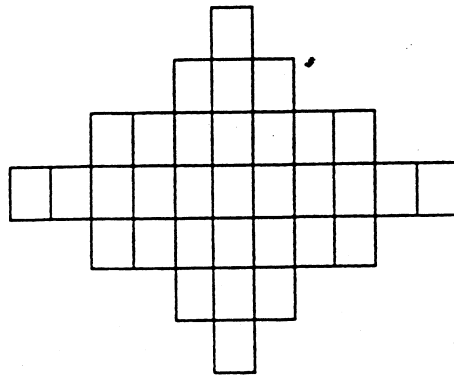
**Type B:** A society like a pyramid with a small elite at the top, more people in the middle, and most at the bottom



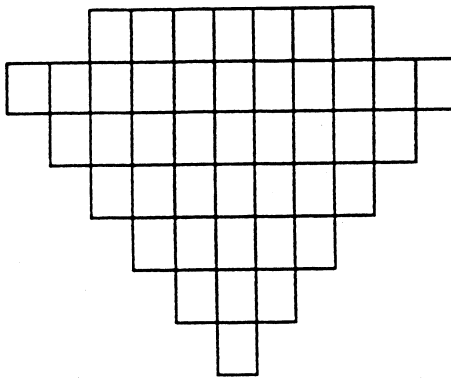
**Type C:** A pyramid except that just a few people are at the very bottom



Type D: A society with most people in the middle



Type E: Many people near the top, and only a few near the bottom



First, what type of society is America today - which diagram comes closest?

[VAR: SOCTYPE1]

RESPONSE	PUNCH	YEAR										COL.	4169
		1972-82	1982B	1983-87	1987B	1988-91	1993	1994	1996	1998	2000	ALL	
Type A	1	0	0	0	0	0	0	0	0	0	193	193	
Type B	2	0	0	0	0	0	0	0	0	0	364	364	
Type C	3	0	0	0	0	0	0	0	0	0	213	213	
Type D	4	0	0	0	0	0	0	0	0	0	322	322	
Type E	5	0	0	0	0	0	0	0	0	0	32	32	
Can't choose	8	0	0	0	0	0	0	0	0	0	64	64	
No answer	9	0	0	0	0	0	0	0	0	0	84	84	
Not applicable	BK	13626	354	7542	353	5907	1606	2992	2904	2832	1545	39661	

920. What do you think America ought to be like - which would you prefer?

[VAR: SOCTYPE2]

RESPONSE	PUNCH	YEAR										COL.	4170
		1972-82	1982B	1983-87	1987B	1988-91	1993	1994	1996	1998	2000	ALL	
Type A	1	0	0	0	0	0	0	0	0	0	26	26	
Type B	2	0	0	0	0	0	0	0	0	0	101	101	
Type C	3	0	0	0	0	0	0	0	0	0	177	177	
Type D	4	0	0	0	0	0	0	0	0	0	514	514	
Type E	5	0	0	0	0	0	0	0	0	0	280	280	
Can't choose	8	0	0	0	0	0	0	0	0	0	88	88	
No answer	9	0	0	0	0	0	0	0	0	0	86	86	
Not applicable	BK	13626	354	7542	353	5907	1606	2992	2904	2832	1545	39661	

921. Now we would like to know where you and other people fit in. Please look at the diagram you think best describes America today, the one you chose first:

A. Where would you say you and your family actually are - at the top, somewhere in the middle, or toward the bottom?

[VAR: FAMRNK]

RESPONSE	PUNCH	YEAR									COL.	
		1972-82	1982B	1983-87	1987B	1988-91	1993	1994	1996	1998	2000	4171
1-Top . . . . .	1	0	0	0	0	0	0	0	0	0	26	26
2 . . . . .	2	0	0	0	0	0	0	0	0	0	33	33
3 . . . . .	3	0	0	0	0	0	0	0	0	0	197	197
4 . . . . .	4	0	0	0	0	0	0	0	0	0	487	487
5 . . . . .	5	0	0	0	0	0	0	0	0	0	248	248
6 . . . . .	6	0	0	0	0	0	0	0	0	0	93	93
7-Bottom . . . . .	7	0	0	0	0	0	0	0	0	0	51	51
Can't choose . . . . .	8	0	0	0	0	0	0	0	0	0	54	54
No answer . . . . .	9	0	0	0	0	0	0	0	0	0	83	83
Not applicable . . . . .	BK	13626	354	7542	353	5907	1606	2992	2904	2832	1545	39661

B. Where would you say an unskilled worker in a factory fits in?

[VAR: UNSKLRNK]

RESPONSE	PUNCH	YEAR									COL.	
		1972-82	1982B	1983-87	1987B	1988-91	1993	1994	1996	1998	2000	4172
1-Top . . . . .	1	0	0	0	0	0	0	0	0	0	12	12
2 . . . . .	2	0	0	0	0	0	0	0	0	0	6	6
3 . . . . .	3	0	0	0	0	0	0	0	0	0	25	25
4 . . . . .	4	0	0	0	0	0	0	0	0	0	101	101
5 . . . . .	5	0	0	0	0	0	0	0	0	0	237	237
6 . . . . .	6	0	0	0	0	0	0	0	0	0	457	457
7-Bottom . . . . .	7	0	0	0	0	0	0	0	0	0	293	293
Can't choose . . . . .	8	0	0	0	0	0	0	0	0	0	61	61
No answer . . . . .	9	0	0	0	0	0	0	0	0	0	80	80
Not applicable . . . . .	BK	13626	354	7542	353	5907	1606	2992	2904	2832	1545	39661

C. The chairman of a large national corporation?

[VAR: EXECRNK]

RESPONSE	PUNCH	YEAR									COL.	
		1972-82	1982B	1983-87	1987B	1988-91	1993	1994	1996	1998	2000	4173
1-Top . . . . .	1	0	0	0	0	0	0	0	0	0	565	565
2 . . . . .	2	0	0	0	0	0	0	0	0	0	345	345
3 . . . . .	3	0	0	0	0	0	0	0	0	0	138	138
4 . . . . .	4	0	0	0	0	0	0	0	0	0	46	46
5 . . . . .	5	0	0	0	0	0	0	0	0	0	17	17
6 . . . . .	6	0	0	0	0	0	0	0	0	0	4	4
7-Bottom . . . . .	7	0	0	0	0	0	0	0	0	0	2	2
Can't choose . . . . .	8	0	0	0	0	0	0	0	0	0	57	57
No answer . . . . .	9	0	0	0	0	0	0	0	0	0	98	98
Not applicable . . . . .	BK	13626	354	7542	353	5907	1606	2992	2904	2832	1545	39661

1047. And please check one box for each of these statements to show how much you agree or disagree with it.

A. We worry too much about the future of the environment, and not enough about prices and jobs today.

[VAR: GRNECON]

RESPONSE	PUNCH	YEAR										COLL.	4493
		1972-82	1982B	1983-87	1987B	1988-91	1993	1994	1996	1998	2000		
Strongly agree	1	0	0	0	0	0	163	139	0	0	127	429	
Agree	2	0	0	0	0	0	454	422	0	0	328	1,204	
Neither agree nor disagree	3	0	0	0	0	0	223	184	0	0	213	620	
Disagree	4	0	0	0	0	0	502	447	0	0	398	1,347	
Strongly disagree	5	0	0	0	0	0	145	143	0	0	123	411	
Can't choose	8	0	0	0	0	0	19	15	0	0	20	54	
No answer	9	0	0	0	0	0	51	36	0	0	67	154	
Not applicable	BK	13,626	354	7,542	353	5,907	49	1,606	2,904	2,832	1,541	36,714	

D. It is right to use animals for medical testing if it might save human lives.

[VAR: ANTESTS]

RESPONSE	PUNCH	YEAR										COLL.	4500
		1972-82	1982B	1983-87	1987B	1988-91	1993	1994	1996	1998	2000		
Strongly agree	1	0	0	0	0	0	212	188	0	0	135	535	
Agree	2	0	0	0	0	0	750	685	0	0	517	1,952	
Neither agree nor disagree	3	0	0	0	0	0	211	207	0	0	226	644	
Disagree	4	0	0	0	0	0	197	160	0	0	184	541	
Strongly disagree	5	0	0	0	0	0	86	82	0	0	90	258	
Can't choose	8	0	0	0	0	0	43	33	0	0	46	122	
No answer	9	0	0	0	0	0	58	31	0	0	78	167	
Not applicable	BK	13,626	354	7,542	353	5,907	49	1,606	2,904	2,832	1,541	36,714	

F. Economic growth always harms the environment.

[VAR: GRWTHARM]

RESPONSE	PUNCH	YEAR										COLL.	4502
		1972-82	1982B	1983-87	1987B	1988-91	1993	1994	1996	1998	2000		
Strongly agree	1	0	0	0	0	0	34	34	0	0	31	99	
Agree	2	0	0	0	0	0	272	228	0	0	191	691	
Neither agree nor disagree	3	0	0	0	0	0	378	340	0	0	370	1,088	
Disagree	4	0	0	0	0	0	682	623	0	0	500	1,805	
Strongly disagree	5	0	0	0	0	0	83	70	0	0	56	209	
Can't choose	8	0	0	0	0	0	45	53	0	0	45	143	
No answer	9	0	0	0	0	0	63	38	0	0	83	184	
Not applicable	BK	13,626	354	7,542	353	5,907	49	1,606	2,904	2,832	1,541	36,714	

1050. A. How willing would you be to pay much higher prices in order to protect the environment?

[VAR: GRNPRICE]

RESPONSE	PUNCH	YEAR										COLL.	4504
		1972-82	1982B	1983-87	1987B	1988-91	1993	1994	1996	1998	2000		
Very willing	1	0	0	0	0	0	158	116	0	0	121	395	
Fairly willing	2	0	0	0	0	0	607	509	0	0	397	1,513	
Neither willing nor unwilling	3	0	0	0	0	0	320	328	0	0	333	981	
Not very willing	4	0	0	0	0	0	269	237	0	0	176	682	
Not at all willing	5	0	0	0	0	0	105	128	0	0	127	360	
Can't choose	8	0	0	0	0	0	46	43	0	0	63	152	
No answer	9	0	0	0	0	0	52	25	0	0	59	136	
Not applicable	BK	13,626	354	7,542	353	5,907	49	1,606	2,904	2,832	1,541	36,714	

B. And how willing would you be to pay much higher taxes in order to protect the environment?

[VAR: GRNTAXES]

RESPONSE	PUNCH	YEAR										COLL.	4505
		1972-82	1982B	1983-87	1987B	1988-91	1993	1994	1996	1998	2000		
Very willing	1	0	0	0	0	0	108	77	0	0	72	257	
Fairly willing	2	0	0	0	0	0	484	381	0	0	297	1,162	
Neither willing nor unwilling	3	0	0	0	0	0	300	286	0	0	315	901	
Not very willing	4	0	0	0	0	0	379	360	0	0	225	964	
Not at all willing	5	0	0	0	0	0	200	230	0	0	258	688	
Can't choose	8	0	0	0	0	0	34	26	0	0	51	111	
No answer	9	0	0	0	0	0	52	26	0	0	58	136	
Not applicable	BK	13,626	354	7,542	353	5,907	49	1,606	2,904	2,832	1,541	36,714	

C. And how willing would you be to accept cuts in your standard of living in order to protect the environment?

[VAR: GRNSOL]

RESPONSE	PUNCH	YEAR										COL. 4506	
		1972-82	1982B	1983-87	1987B	1988-91	1993	1994	1996	1998	2000	ALL	
Very willing . . . . .	1	0	0	0	0	0	91	57	0	0	64	212	
Fairly willing . . . . .	2	0	0	0	0	0	410	363	0	0	280	1,053	
Neither willing nor unwilling . . . . .	3	0	0	0	0	0	353	306	0	0	312	971	
Not very willing . . . . .	4	0	0	0	0	0	385	390	0	0	240	1,015	
Not at all willing . . . . .	5	0	0	0	0	0	229	214	0	0	274	717	
Can't choose . . . . .	8	0	0	0	0	0	36	29	0	0	47	112	
No answer . . . . .	9	0	0	0	0	0	53	27	0	0	59	139	
Not applicable . . . . .	BK	13,626	354	7,542	353	5,907	49	1,606	2,904	2,832	1,541	36,714	

[VAR: PUBDECID]

RESPONSE	PUNCH	YEAR										COL. 4534	
		1972-82	1982B	1983-87	1987B	1988-91	1993	1994	1996	1998	2000	ALL	
Government should let ordinary people decide . . . . .	1	0	0	0	0	0	261	284	0	0	293	838	
Government should pass laws . . . . .	2	0	0	0	0	0	968	786	0	0	571	2,325	
Can't choose . . . . .	8	0	0	0	0	0	288	278	0	0	307	873	
No answer . . . . .	9	0	0	0	0	0	40	38	0	0	105	183	
Not applicable . . . . .	BK	13,626	354	7,542	353	5,907	49	1,606	2,904	2,832	1,541	36,714	

B. And which one of the following closest to your views? Government should let businesses decide for themselves how to protect the environment, even if it means they don't always do the right thing, or government should pass laws to make businesses protect the environment, even if it interferes with business' right to make their own decisions.

[VAR: BUSDECID]

RESPONSE	PUNCH	YEAR										COL. 4535	
		1972-82	1982B	1983-87	1987B	1988-91	1993	1994	1996	1998	2000	ALL	
Government should let businesses decide . . . . .	1	0	0	0	0	0	118	127	0	0	113	358	
Government should pass laws . . . . .	2	0	0	0	0	0	1,223	1,047	0	0	870	3,140	
Can't choose . . . . .	8	0	0	0	0	0	174	175	0	0	188	537	
No answer . . . . .	9	0	0	0	0	0	42	37	0	0	105	184	
Not applicable . . . . .	BK	13,626	354	7,542	353	5,907	49	1,606	2,904	2,832	1,541	36,714	

1068. Some countries are doing more to protect the world environment than other countries are. In general do you think that America is doing:

[VAR: AMPROGRN]

RESPONSE	PUNCH	YEAR										COL. 4555	
		1972-82	1982B	1983-87	1987B	1988-91	1993	1994	1996	1998	2000	ALL	
More than enough . . . . .	1	0	0	0	0	0	0	0	0	0	132	132	
About the right amount . . . . .	2	0	0	0	0	0	0	0	0	0	453	453	
Too little . . . . .	3	0	0	0	0	0	0	0	0	0	489	489	
Can't choose . . . . .	8	0	0	0	0	0	0	0	0	0	101	101	
No answer . . . . .	9	0	0	0	0	0	0	0	0	0	101	101	
Not applicable . . . . .	BK	13,626	354	7,542	353	5,907	1,606	2,992	2,904	2,832	1,541	39,657	

C. And which of these two groups is making more effort to look after the environment:

[VAR: PEOPGOVT]

RESPONSE	PUNCH	YEAR										COL. 4558	
		1972-82	1982B	1983-87	1987B	1988-91	1993	1994	1996	1998	2000	ALL	
People in general . . . . .	1	0	0	0	0	0	0	0	0	0	494	494	
Government . . . . .	2	0	0	0	0	0	0	0	0	0	224	224	
Both equally . . . . .	3	0	0	0	0	0	0	0	0	0	294	294	
Can't choose . . . . .	8	0	0	0	0	0	0	0	0	0	161	161	
No answer . . . . .	9	0	0	0	0	0	0	0	0	0	103	103	
Not applicable . . . . .	BK	13,626	354	7,542	353	5,907	1,606	2,992	2,904	2,832	1,541	39,657	

1072. How much trust do you have in each of the following groups to give you correct information about causes of pollution?  
 \_\_\_\_\_ Environmental groups

[VAR: INFOGRN]

RESPONSE	PUNCH	YEAR									COL.		
		1972-82	1982B	1983-87	1987B	1988-91	1993	1994	1996	1998	2000	4564	ALL
A great deal of trust . . . . . 1		0	0	0	0	0	0	0	0	0	0	156	156
Quite a lot of trust . . . . . 2		0	0	0	0	0	0	0	0	0	0	370	370
Some trust . . . . . 3		0	0	0	0	0	0	0	0	0	0	416	416
Not much trust . . . . . 4		0	0	0	0	0	0	0	0	0	0	143	143
Hardly any trust . . . . . 5		0	0	0	0	0	0	0	0	0	0	42	42
Don't know . . . . . 8		0	0	0	0	0	0	0	0	0	0	35	35
No answer . . . . . 9		0	0	0	0	0	0	0	0	0	0	114	114
Not applicable . . . . . BK	13,626	354	7,542	353	5,907	1,606	2,992	2,904	2,832	1,541	39,657		

C. Government departments

[VAR: INFOGOVT]

RESPONSE	PUNCH	YEAR									COL.		
		1972-82	1982B	1983-87	1987B	1988-91	1993	1994	1996	1998	2000	4565	ALL
A great deal of trust . . . . . 1		0	0	0	0	0	0	0	0	0	0	44	44
Quite a lot of trust . . . . . 2		0	0	0	0	0	0	0	0	0	0	185	185
Some trust . . . . . 3		0	0	0	0	0	0	0	0	0	0	526	526
Not much trust . . . . . 4		0	0	0	0	0	0	0	0	0	0	288	288
Hardly any trust . . . . . 5		0	0	0	0	0	0	0	0	0	0	84	84
Don't know . . . . . 8		0	0	0	0	0	0	0	0	0	0	38	38
No answer . . . . . 9		0	0	0	0	0	0	0	0	0	0	111	111
Not applicable . . . . . BK	13,626	354	7,542	353	5,907	1,606	2,992	2,904	2,832	1,541	39,657		

D. Newspapers

[VAR: INFONEWS]

RESPONSE	PUNCH	YEAR									COL.		
		1972-82	1982B	1983-87	1987B	1988-91	1993	1994	1996	1998	2000	4566	ALL
A great deal of trust . . . . . 1		0	0	0	0	0	0	0	0	0	0	55	55
Quite a lot of trust . . . . . 2		0	0	0	0	0	0	0	0	0	0	218	218
Some trust . . . . . 3		0	0	0	0	0	0	0	0	0	0	528	528
Not much trust . . . . . 4		0	0	0	0	0	0	0	0	0	0	251	251
Hardly any trust . . . . . 5		0	0	0	0	0	0	0	0	0	0	72	72
Don't know . . . . . 8		0	0	0	0	0	0	0	0	0	0	33	33
No answer . . . . . 9		0	0	0	0	0	0	0	0	0	0	119	119
Not applicable . . . . . BK	13,626	354	7,542	353	5,907	1,606	2,992	2,904	2,832	1,541	39,657		

E. Radio or TV programs

[VAR: INFOTV]

RESPONSE	PUNCH	YEAR									COL.		
		1972-82	1982B	1983-87	1987B	1988-91	1993	1994	1996	1998	2000	4567	ALL
A great deal of trust . . . . . 1		0	0	0	0	0	0	0	0	0	0	51	51
Quite a lot of trust . . . . . 2		0	0	0	0	0	0	0	0	0	0	229	229
Some trust . . . . . 3		0	0	0	0	0	0	0	0	0	0	559	559
Not much trust . . . . . 4		0	0	0	0	0	0	0	0	0	0	215	215
Hardly any trust . . . . . 5		0	0	0	0	0	0	0	0	0	0	72	72
Don't know . . . . . 8		0	0	0	0	0	0	0	0	0	0	33	33
No answer . . . . . 9		0	0	0	0	0	0	0	0	0	0	117	117
Not applicable . . . . . BK	13,626	354	7,542	353	5,907	1,606	2,992	2,904	2,832	1,541	39,657		

[VAR: DWELLING]

RESPONSE	PUNCH	YEAR										
		1972-82	1982B	1983-87	1987B	1988-91	1993	1994	1996	1998	2000	ALL
Trailer	01	111	9	473	4	409	108	195	218	173	193	1,893
Detached single family house	02	960	195	4,831	180	3,686	1,043	1,790	1,700	1,609	1,574	17,568
2-family house, 2 units side-by-side	03	69	19	248	23	203	45	113	100	111	98	1,029
2-family house, 2 units one above the other	04	52	21	243	8	190	37	86	77	66	72	852
Detached 3-4 family house	05	33	3	148	3	135	31	56	54	55	71	589
Row house (3 or more units in an attached row)	06	71	25	334	25	242	78	159	153	139	167	1,393
Apartment house (5 or more units, 3 stories or less)	07	138	59	792	71	638	189	362	0361	451	384	3,445
Apartment house (5 or more units, 4 stories or more)	08	52	7	240	34	207	57	150	155	158	169	1,229
Apartment in a partly commercial structure	09	8	0	67	1	35	4	16	14	18	8	171
Other (SPECIFY)	10	2	9	86	4	80	13	19	30	26	20	289
Don't know	98	0	0	0	0	2	0	31	12	4	4	53
No answer	99	10	7	80	0	80	1	15	30	22	57	302
Not applicable	BK	12,120	0	0	0	0	0	0	0	0	0	12,120

REMARKS: Contents of Punch 10 available from NORC. Interviewer coded.

1188. (Do you/Does your family) own your (home/apartment), pay rent, or what?

[VAR: DWELOWN]

RESPONSE	PUNCH	YEAR										
		1972-82	1982B	1983-87	1987B	1988-91	1993	1994	1996	1998	2000	ALL
Own or is buying	1	0	0	2,826	144	2,436	710	1,222	1,165	1,159	1,101	10,763
Pays rent	2	0	0	1,515	200	1,270	337	673	679	666	686	6,026
Other (SPECIFY)	3	0	0	84	5	87	29	49	50	40	19	363
Don't know	8	0	0	1	1	0	0	0	0	1	2	5
No answer	9	0	0	44	3	148	4	33	66	5	63	366
Not applicable	BK	13,626	354	3,072	0	1,966	526	1,015	944	961	946	23,410

1223. Respondent socioeconomic index.

[VAR: SEI]

RESPONSE	PUNCH	YEAR										
		1972-82	1982B	1983-87	1987B	1988-91	1993	1994	1996	1998	2000	ALL
0-9.9	0-99	0	0	0	0	0	0	0	0	0	0	0
10.0-19.9	100-199	0	0	0	0	104	28	31	33	13	26	235
20.0-29.9	200-299	0	0	0	0	946	253	476	497	448	459	3,079
30.0-39.9	300-399	0	0	0	0	2,040	513	994	913	871	833	6,164
40.0-49.9	400-499	0	0	0	0	419	112	187	191	161	143	1,213
50.0-59.9	500-599	0	0	0	0	428	159	299	264	221	232	1,603
60.0-69.9	600-699	0	0	0	0	775	237	385	435	475	472	2,779
70.0-79.9	700-799	0	0	0	0	466	115	263	249	279	284	1,656
80.0-89.9	800-899	0	0	0	0	270	67	164	165	164	173	1,003
90.0-99.7	900-997	0	0	0	0	63	33	30	34	40	31	231
Not applicable	BK	13,626	354	7,542	353	396	89	163	123	160	164	22,970

REMARKS: Based on procedures that Otis Dudley Duncan developed, Keiko Nakao and Judith Treas have created a new SEI based on the 1989 GSS study of occupational prestige. The new SEI scores have been assigned to all cases coded according to the 1980 Census occupational scheme. There is an implied decimal point between the second and third digits. The above collapsed codes are presented for convenience of display only. See GSS Methodological Report No. 74.